

## MOUNTING INSTRUCTIONS EWO® DOLOMIT from 1 inch



### APPLICATION


The EWO® DOLOMIT supplies your entire house with optimized water. You always enjoy revitalized water from the tap. Users report a better taste and a softer feeling on the skin when showering. They also found that surfaces are easier to clean. A continuous and permanent function is provided (prerequisite: regular replacement of the magnesium anode, respectively magnesium anodes at dimensions from 4").

### FUNCTIONALITY

EWO® DOLOMIT works with the **3 mechanisms of the EWO® water optimization and magnesium-anode-technology:**

- + turbulence
- + information transfer
- + magnetism
- + magnesium-anode

By combining these mechanisms there is a change the crystalline structure of lime from large calcite to small, round aragonite crystal possible. This effect was shown by a study proven at the University of Bologna



Depending on water consumption and quality, the anode has a service life of approx. 2 years.  
The anode corresponds to EN12438 – approved for drinking water.

### PRE-CONDITIONS FOR INSTALLATION


Local installation regulations, general guidelines and technical data must be noted.

The installation location must be frost-proof and ensure protection against chemicals, dyes, solvents, vapors and environmental influences.

The EWO® DOLOMIT application limits must be observed.

**MOUNTING INSTRUCTIONS**

- horizontal mounting between shut off devices (shut-off devices for anode exchange)
- take sufficient space to exchange the anode
- use neutral junctions made of brass, red brass or stainless steel for device connection
- EWO® DOLOMIT has no certain flow direction
- keep at least 50cm distance (linear distance) to electrical equipment, e.g. pumps (distance to electrical and electromagnetic fields)
- remove cap nut at the anodes after installation and immediately screw enclosed color capsule (consumption display) hand tight (approx. 4-5Nm)
- do not put live cables on or around water pipes
- the device must not touch damp walls or floors
- it is imperative to install the enclosed electrical bridging (earthing clamps + cables)**



Example

**Note the mounting procedure:**

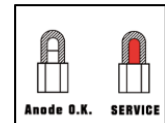
1. seal junctions
2. mount EWO® DOLOMIT into pipe system
3. mount magnesium anode (at 1" and 5/4" by the manufacturer)
4. screw on the color capsule (consumption display; rubber seal – only handtight, approx. 4 -5 Nm; at 1" and 5/4" by the manufacturer)
5. mount flush valve
6. install electrical bridging at a suitable position

**TECHNICAL DATA**

EWO® DOLOMIT		Technical Data								
Dimension	inch	1"	5/4"	6/4"	2"	2 ½"	2 ½"F	3"	4"	6"
Nominal size	DN	25	32	40	50	65	65	80	100	150
Max. water pressure	bar	15								
Operating temperature	°C	1 – 90								
Flow rate Δ 0,2bar	m³/h	7	11	16	28	44	44	63	112	251
Flow rate Δ 0,5bar	m³/h	11	17,5	25	45	70	70	100	178	401
Length/Height incl. anode	mm	270	360	400	505	505	505	587	670	730
Diameter	mm	105	130	154	168	168	168	185	250	355
Clear width without double nipples	mm	115	146	165	180	180	180 excl. flange	340 incl. flange	400 incl. flange	520 incl. flange
Weight	kg	4	7,5	12	16,5	16,5	20	30	45	90

**OPERATION AND MAINTENANCE**

The magnesium anode must be replaced regularly.  
It is only necessary to replace the anode when the color capsule turns red.



Depending on the water consumption and quality, the anode has a service life of approx. 2 years.

A visual inspection should be carried out every three months on the consumption indicators.

The device must be rinsed every three months.

#### SCOPE OF DELIVERY

- 1 EWO® DOLOMIT with thread or flange (depending on device size)
- 2 red brass double nipples
- 1 flush valve
- 1 electrical bridging (earthing clamps + cables)
- 1 installation instructions

#### SPARE PARTS

- Magnesium anode
- Flush valve

#### WARRANTY

The latest version of the national statutory warranty provisions apply.

**Contact:**

Name: EWO Wassertechnik GmbH  
Street: Anzing 48  
ZIP-Code: 4113  
City: St. Martin/Mühlkreis  
State: Austria  
Tel: +43 7232 2754-0  
E-Mail: office@ewo-wasser.at

The information corresponds to the knowledge available at the time of preparation. Printing errors, mistakes and changes are reserved. Illustrations are not to scale. All information is based on the characteristics of the Austrian market.  
Edition: March 2021

